



SOUND SIGNALING EQUIPMENT Accessories - Air Compressors

Model P449-23, P449-35 Air Compressor Systems

The Kahlenberg P449-23/P449-35 Compressed Air Systems are quiet, oil-less compressor solutions incorporating a compact, continuous duty compressor pump, pressure switch, air gauge, and all tubing and fittings specifically arranged for marine use.



Technical Details

Voltage: 12 V.D.C. (P449-23)
Voltage: 24 V.D.C. (P449-35)
Max Current: 21A @12 Volts, 12 A @ 24 Volts
FAD @ 7 bar: .85 CFM, 24 l/min
Max Pressure: 150 p.s.i., 10.31 bar
Weight: 20 lbs. , 9 kg, Compressor and Tank
Noise Level: 69 dB(A)@ 1 meter
Thermal Protection: Yes
Duty Cycle: 33%
Vibration Isolated: Yes
Wire Size: 12 AWG min.

Features and benefits of the P449-23 and P449-35 include:

✦ Quiet Operation: 69dB(A) @ 1 meter

✦ Oil-less Operation:

Minimizes maintenance by eliminating oil in air lines.

✦ Easy Installation:

Fittings, air tank, and tubing are supplied, as are safety valve and air gauge. All fittings are instant connect. The only wiring required is connection of the compressor assembly to line voltage.

The P449-23/P449-35 Compressor System provides output sufficient for Kahlenberg Air Horn Models T-0A and S-330

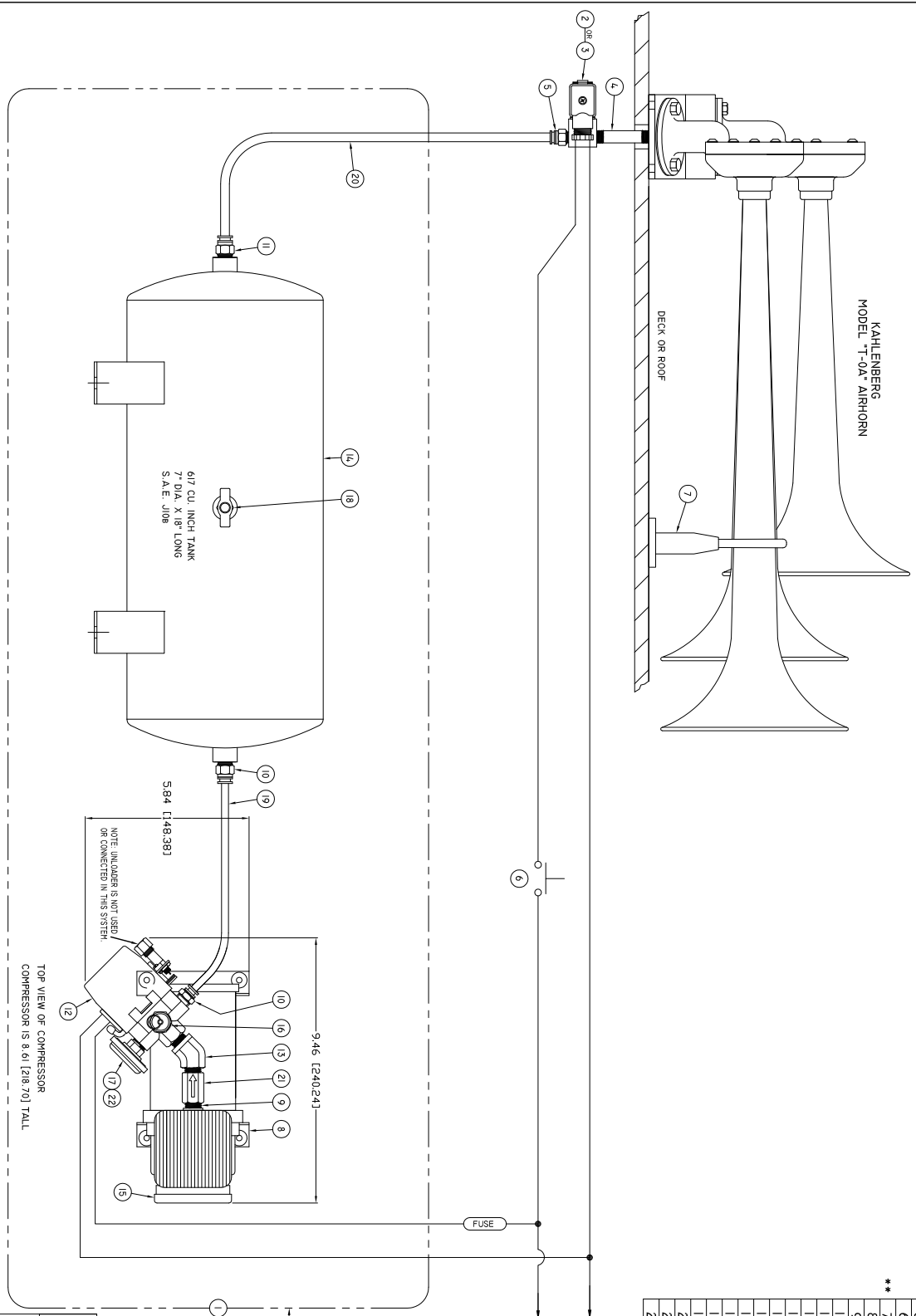
Kahlenberg Industries, Inc.
1700 12th Street, P.O. Box 358
Two Rivers, WI 54241 U.S.A.
www.kahlenberg.com

REV.	BY	DATE	DESCRIPTION	APP'D.
A	ZN	06/09/10	MOVED ITEM 18	EMK
B	ZN	01/18/11	ITEM 17 WAS M-143, ADDED ITEM 21	EMK
B	ZN	01/18/11	ITEM 17 WAS M-143, ADDED ITEM 21	EMK
C	ZN	10/24/16	ADDED UNLOADER NOTE	EMK
D	ZN	06/03/19	CHANGED TO 12 VOLT ONLY	EMK

NO.	PART NO.	DESCRIPTION	DRWG.
1	P449-23	COMPRESSOR KIT, 12V DC	
2	V-69K	SOLENOID VALVE, 1/2 OR 2AV DC, 1/8" NPT	2-5045
3	V-10B	MANUAL VALVE, 1/8" NPT	2-1456
4	P129-08	PIPE NIPPLE, 1/8" NPT	
5	P516-03	CONNECTOR, MALE 1/8" NPT X 5/16" TB	
6	M-126	RUSH BUTTON SW, MOMENTARY, S.P.S.T.	2-5047
7	PS19-01	PROTECTOR SUPPORT ASSEMBLY	2-5046
8	P449-15	COMPRESSOR UNIT ONLY, 12 V DC	
9	P129-19	NIPPLE, CLOSE, 1/4" NPT	
10	PS16-04	CONNECTOR, MALE 1/4" NPT X 1/4" TUBE	
11	PS16-05	CONNECTOR, MALE 1/4" NPT X 5/16" TUBE	
12	PT143-005	PRESSURE SWITCH, 120/150 P.S.I.	3-6554
13	PS12-06	ELBOW, 45 DEGREE, 1/4" NPT	
14	P521-04	AIR RECEIVER	
15	92623	FILTER	
16	V-80B	VALVE, SAFETY, 175 PSI	
17	M-445	GAUGE, PRESSURE	
18	D176-02	DRAINCOCK	
19	PT130-005	TUBE, 1/4" O.D. X 8", S.A.E. J944	
20	PT130-004	TUBE, 5/16" O.D. X 15" (LONGER LENGTHS AVAILABLE) S.A.E. J944	
21	V-63	CHECK VALVE	
22	PT134-004	BUSHING, FACE, 1/8"-1/4" NPT	

** SUGGESTED ONLY FOR HIGH SHOCK CONDITIONS

CURRENT REQUIREMENTS	12 VOLT 21 AMP
C.F.M. OUTPUT @ 100 P.S.I.	12 VOLT 0.85 C.F.M.
FUSE REQUIREMENTS FUSE & FUSE HOLDERS ARE CUSTOMER SUPPLIED	12 VOLT, 25 AMP SLOW BURN



ALL ITEMS WITHIN DASHED LINE ARE INCLUDED IN COMPRESSOR KIT. KIT ALSO INCLUDES ITEMS #4 & #5.

MOUNT COMPRESSOR ON RIGID SUPPORT IN PROTECTED AREA WITH AIR FLOW AROUND THE COMPRESSOR.

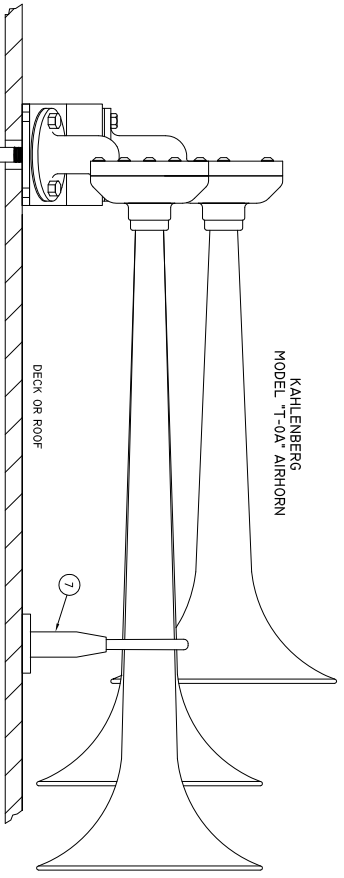
USE PIPE SEALANT ON ALL THREADED PIPE JOINTS. PRESSURE SWITCH MAINTAINS PRESSURE BETWEEN 120 & 150 P.S.I.

REFER TO INSTRUCTION SHEETS FOR ALL INSTALLATION REQUIREMENTS.

Kahlberg
TWO RIVERS, WI, U.S.A.

**INSTALLATION (SUGGESTED)
& PARTS LIST FOR
"T-0A" 12 VOLT AIR HORN SYSTEM**


DR.	DATE	CKD.	SCALE	DRWG. NO.	REV.
ZJN	04/07/10	EMK	N.T.S.	3-6579	D



KAHLEBERG
MODEL T-0A AIRHORN

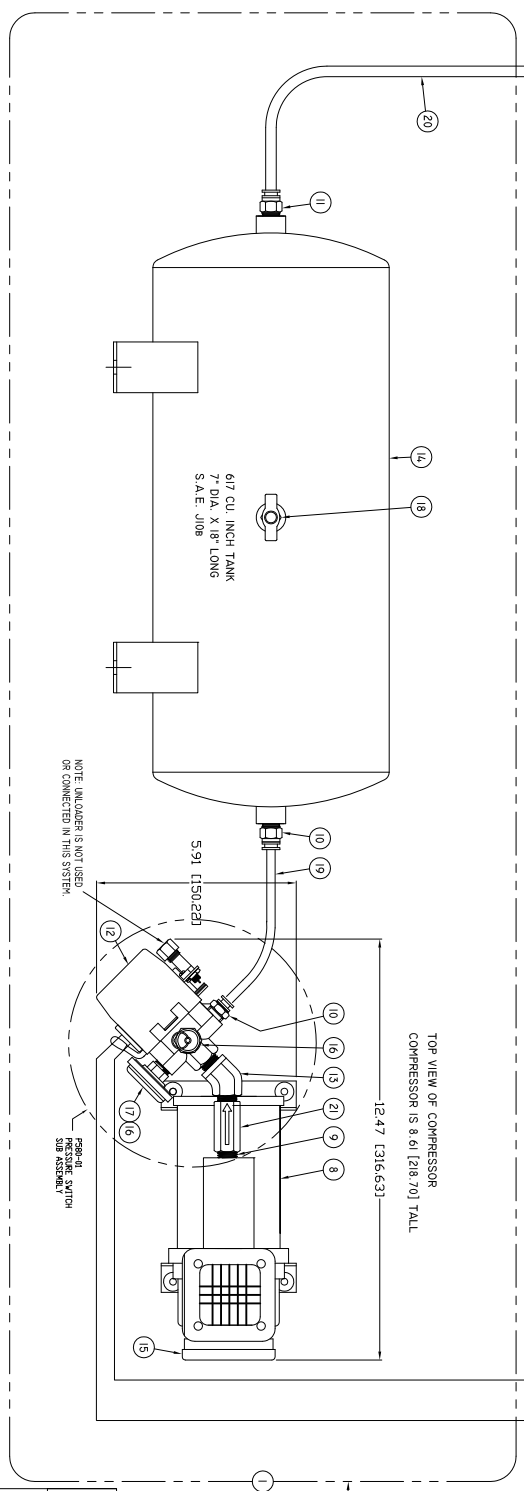
NO.	PART NO.	DESCRIPTION	DRWG.
1	P4.9-35	COMPRESSOR KIT, 24V DC	
2	V-69K	SOLENOID VALVE, 24V DC, 1/8" NPT	2-5045
3	V-10B	MANUAL VALVE, 1/8" NPT	2-1456
4	P129-08	PIPE NIPPLE, 1/8" NPT	
5	P516-03	CONNECTOR, MALE 1/8" NPT X 5/16" TB	
6	M-126	RUSH BUTTON SW. MOMENTARY, S.P.S.T.	2-5047
7	PS19-01	PROTECTOR SUPPORT ASSEMBLY	2-5046
8	P4.9-32	COMPRESSOR UNIT ONLY, 24 V DC	
9	P129-19	NIPPLE, CLOSE, 1/4" NPT	
10	PS16-04	CONNECTOR, MALE 1/4" NPT X 1/4" TUBE	
11	PS16-05	CONNECTOR, MALE 1/4" NPT X 1/4" TUBE	
12	PT143-005	PRESSURE SWITCH, 120/150 P.S.I.	3-6554
13	PS12-06	ELBOW, 45 DEGREE, 1/4" NPT	
14	P521-04	AIR RECEIVER	
15	92623	FILTER	
16	V-80B	VALVE, SAFETY, 175 PSI	
17	M-445	GAUGE, PRESSURE	
18	D176-02	DRAINCOCK	
19	PT130-005	TUBE, 1/4" O.D. X 8", S.A.E. J844	
20	PT130-004	TUBE, 3/16" O.D. X 15" (LONGER LENGTHS AVAILABLE) S.A.E. J844	
21	V-63	CHECK VALVE	
22	PT134-004	BUSHING, FACE, 1/8"-1/4" NPT	

** SUGGESTED ONLY FOR HIGH SHOCK CONDITIONS



D.C. POWER SOURCE
24 VOLT 12 AMP
C.F.M. OUTPUT @ 100 P.S.I.
24 VOLT 0.99 C.F.M.

FUSE REQUIREMENTS
FUSE & FUSE HOLDERS
ARE CUSTOMER SUPPLIED
12 VOLT, 14 AMP SLOW BURN



TOP VIEW OF COMPRESSOR
COMPRESSOR IS 8.61 (218.70) TALL

6 1/2" CU. INCH TANK
7" DIA. X 18" LONG
S.A.E. J108

NOTE: LINKAGES IS NOT USED,
OR CONNECTED IN THIS SYSTEM.

ALL ITEMS WITHIN DASHED LINE ARE INCLUDED IN COMPRESSOR KIT. KIT ALSO INCLUDES TENS #4 & #5.
MOUNT COMPRESSOR ON RIGID SUPPORT IN PROTECTED AREA WITH AIR FLOW AROUND THE COMPRESSOR.
USE PRE SEALANT ON ALL THREADED PIPE JOINTS.
PRESSURE SWITCH MAINTAINS PRESSURE BETWEEN 120 & 150 P.S.I.
REFER TO INSTRUCTION SHEETS FOR ALL INSTALLATION REQUIREMENTS.

Kahlberg
TWO RIVERS, WI, U.S.A.

INSTALLATION (SUGGESTED)
& PARTS LIST FOR
"T-0A" 24 VOLT AIR HORN SYSTEM

DR.	DATE	CKD.	SCALE	DRWG. NO.	REV.
EKM	06/05/19	EKM	N.T.S.	3-7379	-