



# SHURFLO HIGH FLOW BILGE PUMP – 1500 GPH

## MARINE BILGE PUMP – PRODUCT TECHNICAL DATA SHEET

OEM: 358-100-00  
AFTERMARKET: 358-100-10



**APPLICATION:**  
24V DC Marine Bilge Water Evacuation

**PUMP DESIGN:**  
Type: Centrifugal Pump  
Port: 1-1/8" Barb  
Liquid: 130°F [54°C] Max  
Dry-Prime: None - Flooded Inlet  
Run Dry: No

**ELECTRICAL:**  
Motor: 24V DC Permanent Magnet, Continuous Duty.  
Protection: Need external fuse (not supplied)  
Leads: 6ft [1.8M] Tinned, 16 AWG  
Fuse: 6 Amp Recommended  
Control: No Control

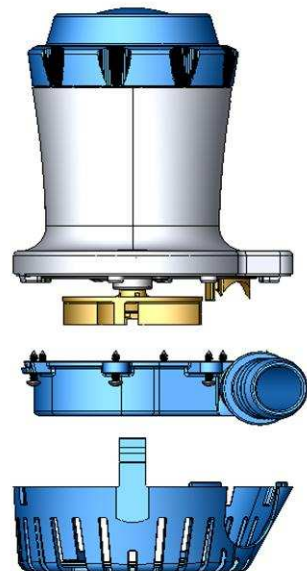
**MATERIALS OF CONSTRUCTION:**  
Housings: High Strength Nylon  
Impeller: High Strength Nylon  
Hardware: Stainless Steel

**AGENCY APPROVALS:**  
Ignition Protection 8846, CE, IMCI Certified

**SHIPPING INFORMATION:**  
Approx. Net Weight: 5.27 Pounds [2.4 Kg] ea.  
Carton Qty.: 8  
Approx. Carton Weight: 40 Lbs. [18 Kg]  
Approx. Carton Size: 22"L X 14"W X 10"H [55cm x 35cm x 25cm]

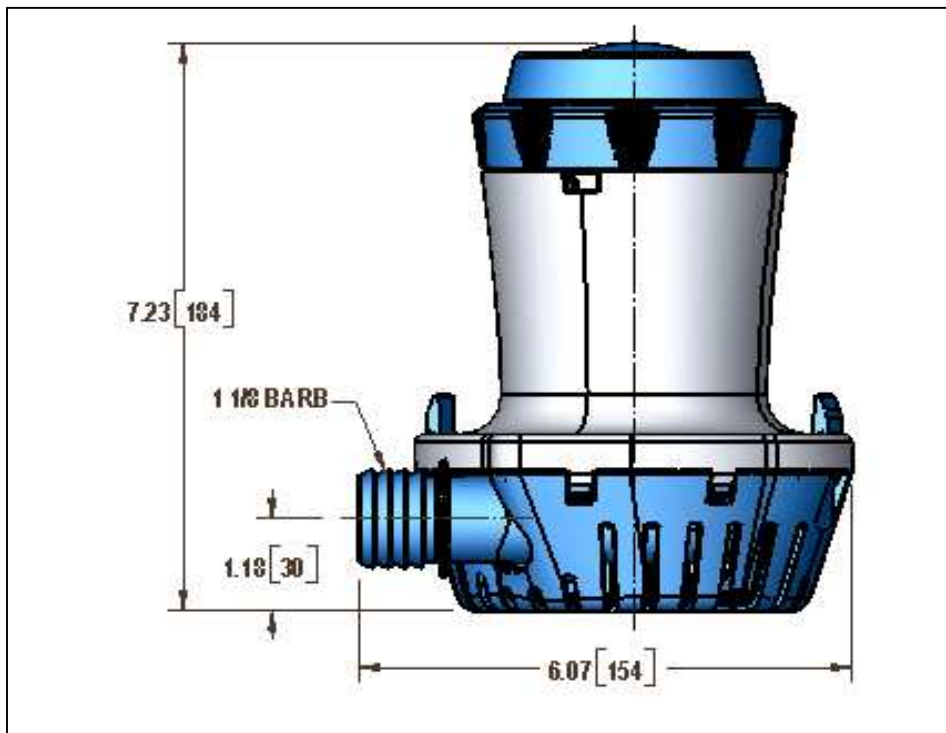
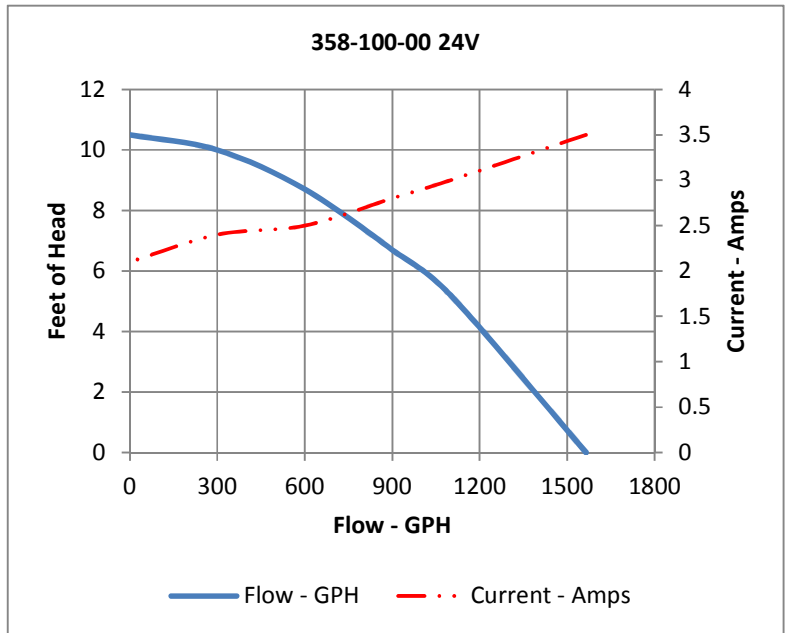
**RELATED DOCUMENTS:**  
Catalog: MS-030-140  
Application Spec Guide: MS-020-005  
Installation Manual: 911-742  
Aftermarket Warranty: 911-1045

EXPLODED VIEW -No repair kits available



**TYPICAL PERFORMANCE**

PRESSURE		FLOW		CURRENT
METERS	FT. OF HEAD	GPH	LPH	AMPS
0	0	1565	5923	3.5
1.6	5.2	1100	4163	3.0
2.0	6.7	900	3406	2.8
2.6	8.7	600	2271	2.5
3.0	10	300	1135	2.4
3.2	10.5	0	0	2.1



**WATER PURIFICATION**  
 3545 Harbor Gateway South, Suite 103, Costa Mesa, CA 92626, (800) 854-3218 www.SHURFLO.com

All Pentair trademarks and logos are owned by Pentair, Inc. All other brand or product names are trademarks or registered marks of their respective owners. Because we are continuously improving our products and services, Pentair reserves the right to change specifications without prior notice. Pentair is an equal opportunity employer.